


# Table of Contents

Introduction .....	i
Foreword .....	v
Manners In General .....	Days 1-9
Manners In The Classroom .....	Days 10-36
Packing For A Field Trip .....	Days 37-50
Assembly & Special Programs .....	Days 51-55
Manners Around The School .....	Days 56-69
Lunchroom Manners .....	Days 70-78
Table Manners .....	Days 79-89
Manners At Home .....	Days 90-114
Manners All Around .....	Days 115-130
Giving And Receiving Gifts .....	Days 131-136
In Your Neighborhood .....	Days 137-146
Good Manners In The USA .....	Days 147-151




Good Character .....	Days 152-180
About the Authors .....	Inside Back Cover

© YouthLight, Inc.


During classroom treat  
time or parties, remember  
your good manners.

- \* "PLEASE" and "THANK YOU" are music to your teacher or parent volunteer's ears!
- \* If you don't like a "treat" or "snack", simply say, "Thank you, but I don't care for any." (NEVER say, "I don't like that!")
- \* Wait for your teacher to ask if you would like more – remember – the teacher can only do that if enough is left for everyone to have second servings!



Be polite to the  
workers in the cafeteria.

- \* Say "Please" and "Thank You".
- \* Be patient and wait to be served.
- \* Be courteous and respectful. They work very hard.



When someone says something nice  
about you, say "Thank you".

- \* It's also nice to return a compliment when possible.
- \* Making eye contact is good manners.
- \* Accept the nice words and never say, "I know that."